

Houghton-Portage Township Schools

Community Forum #2
Creating a Vision for Elevating
Education in Houghton



Introduction



Why are we here?

- We are experiencing challenges with space and need your input before moving forward with a decision.

Tonight's Objectives

- Discuss Solutions to Space Issues and Ways to Elevate Education in Small Groups and Share

Norms

- Active Listening, Be Respectful, Let Everyone Participate

Agenda

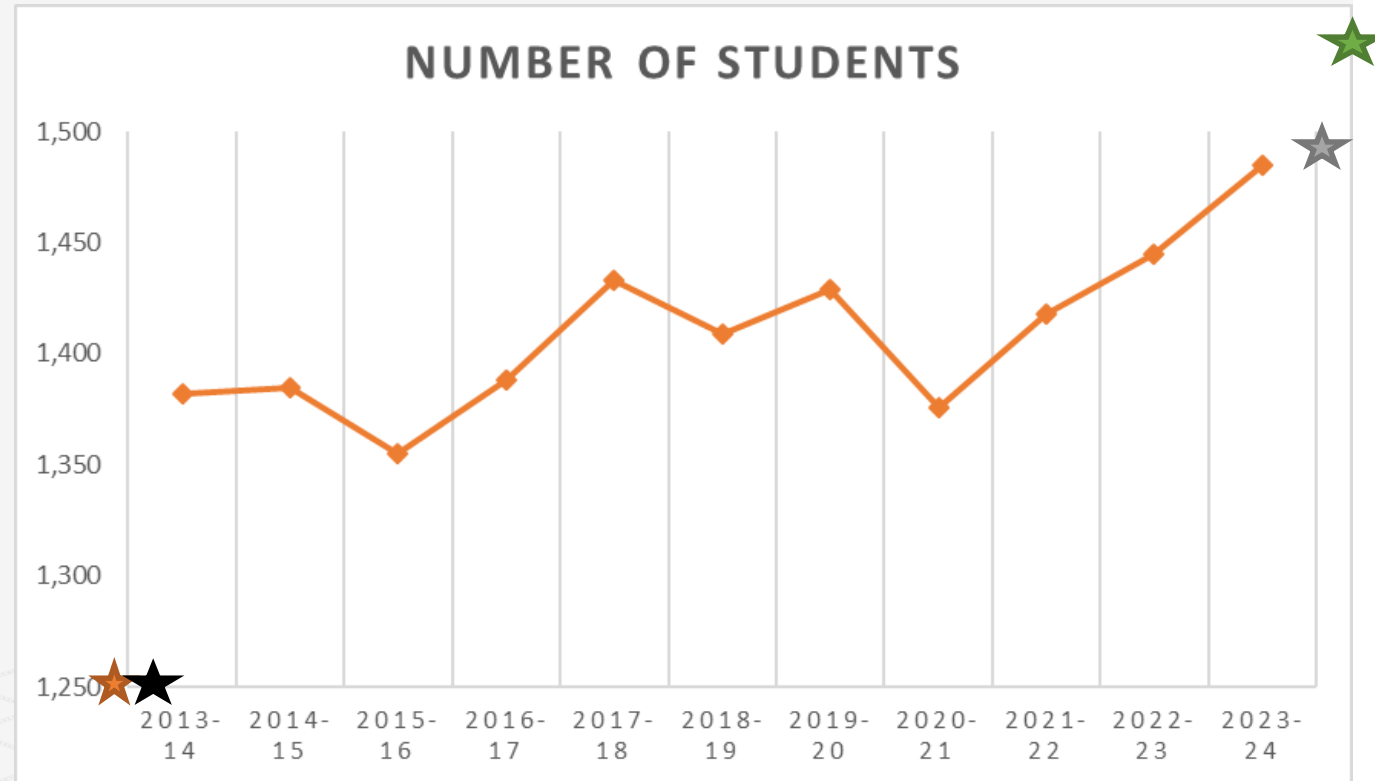
1. Review Of Community Forum #1
2. Introductions/ Questions
3. Small Group Discussion
4. Share Ideas
5. Next Steps





Historical Data & Bond History

- 1990- New High School Built (1149 Students)
- 1994- “Proposal A” Passed Opening School of Choice (SOC)
- 1998- Addition to the Elementary School (1248 Students)★
- 2010- Addition of Middle School Wing (1231) ★
- 2018- Upgrades to Athletic Facilities/ Elementary Round-About
- 2023- Enrollment Projection Study: 2024-25 (1485 Students)★
2027-28 (1578 Students)★



The Challenges of Growth



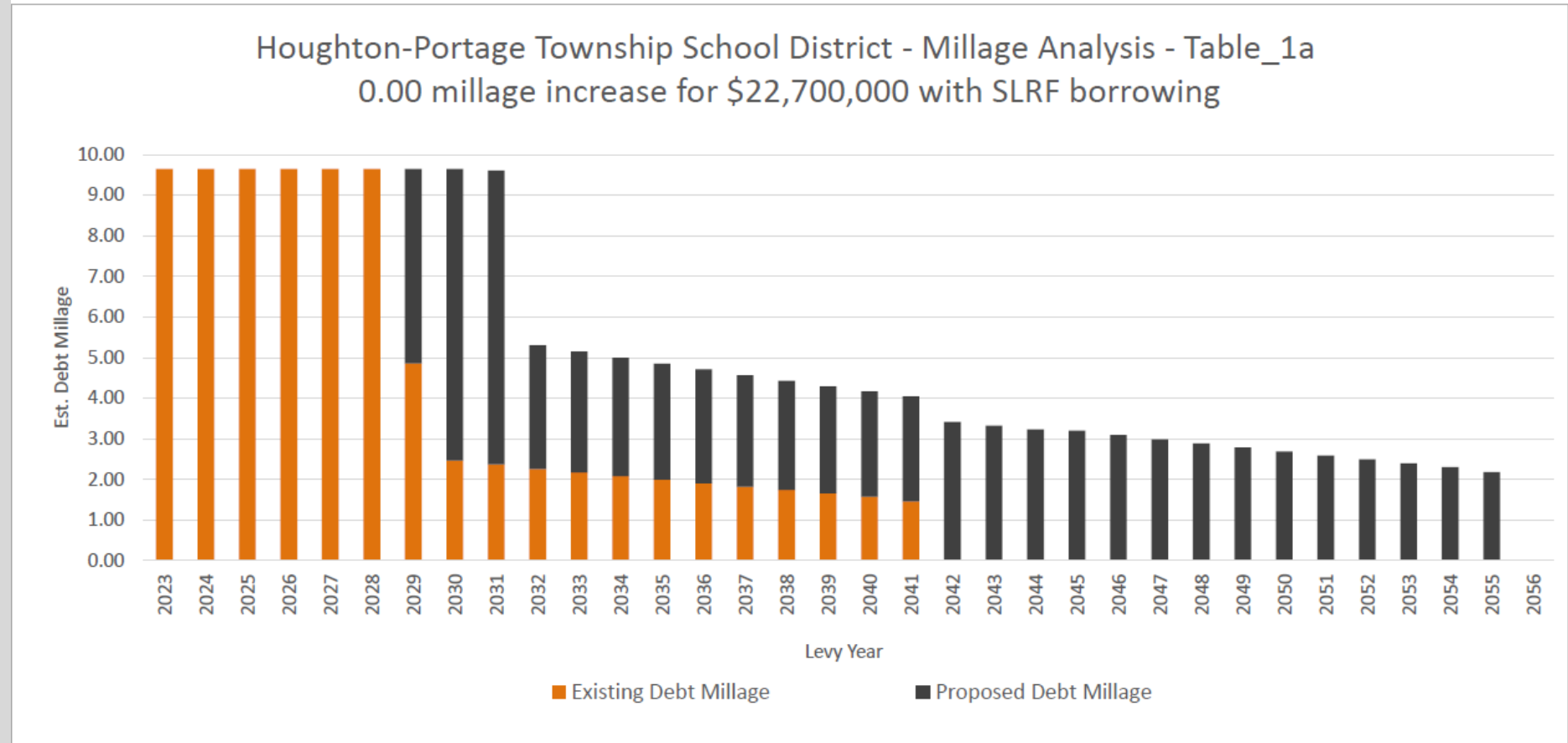
- Enrollment 2013– 1382 Students–
Enrollment 2024 (2/19/24) – 1483
(+101 Students – 8% Increase)
- No Recent Expansion of Buildings
to Match Enrollment Growth
- Managing Growth While
Maintaining and Elevating the
Educational Experience for
Students



Potential Bonding Option



- Current Millage Rate- 9.64 Mills
- Projection from PFM Financial Advisors to Extend Current Rate 2 Years
- Would Need to be Approved by Voters
- Option Does **NOT** Increase Tax Rate



Small Group Discussion



In small groups, answer the following questions:

1. What are the best options to meet space needs at the elementary school? (Be as specific as possible, you can have multiple solutions.)
2. Brainstorm spaces that should be added/ remodeled at each building to elevate education for our students.
3. What other facility needs do you believe should be considered that will benefit students.



Elect a person at your table to be a recorder and one to be your spokesperson.

Next Steps



- Parent/ Community Surveys
- Staff Surveys and Student Focus Group Meetings
- Community Forum #3 – Concepts and Feedback

As we work with the community to come up with a plan to address space constraints, not increasing tax rates above the current level is a critical component.

If a plan is developed that requires a vote, we would tentatively apply to put it on the ballot in November of 2024.



- ▶ Elevating the Educational Experience for ALL Students
- ▶ Accountable to Tax Payers

Questions?



Appendix – School of Choice (SOC)



As advocates for kids, our motivation is to serve all students who chose our district. We believe excluding families based on where they can afford or find housing is a disservice to our community.

Open enrollment creates opportunities for students and our community. This is how:

Expands Education Programing- More students means increase funding to offer diverse educational opportunities like 13 AP offerings, hands-on classes, robust fine arts programs, and a variety of extracurricular and athletic offerings. Roughly 65% of our revenue is tied to student counts to pay for programing, wages and facilities maintenance.

Attracts & Retains Teacher-Leaders- Our teachers and administrators are able to specialize and work on teams to support and mentor each other improving student outcomes.

Supports Community Growth- Having a top-tier and nationally recognized K12 school district both attracts families with needed skill sets to the area as well as equips students with valuable skill sets to bolster local talent.

Operational Efficiency- Research shows that a minimum population of 1,500 students is required to achieve operational efficiency within a K12 district. We are able to optimally leverage district assets to influence student outcomes. We do more for kids as a larger district.

Appendix – HPTS Programs



Elementary School- 5 Essential Classes (Music, Physical Education, Technology, Library and Art), Young 5's Kindergarten, After School and Summer Child Care, Elementary Basketball, Elementary Choir (4th & 5th Grades), Student Council, Title I and Special Education Departments, School Nurse, School Resource Officer, School Social Workers, Behavior Health Coordinator and Counselor

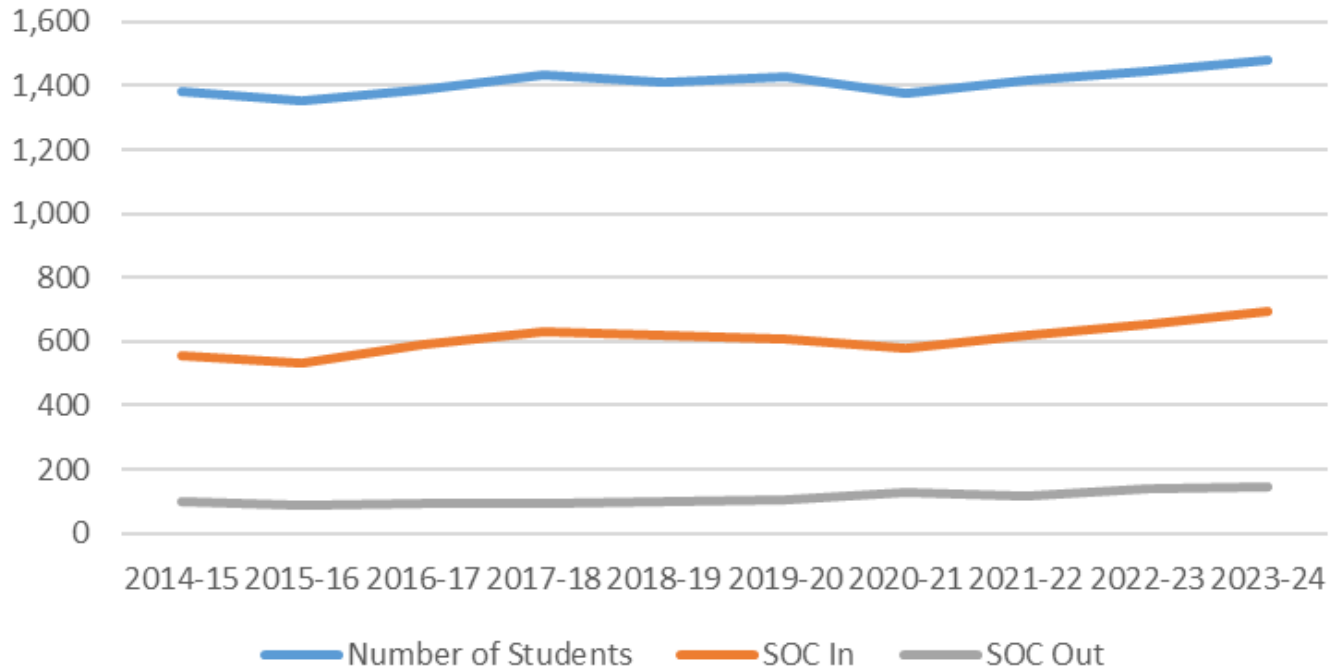
Middle School- Variety of Electives (Service Learning, JROTC, Drama, 3D Printing, Shop Classes, etc.), Band (123 Students) and Choir (53 Students), Student Council, 8 Athletics Offerings, Various Clubs and Extra Curricular Opportunities (Math Club, Robotics, etc.), Mentoring Program, School Resource Officer, School Social Workers, Behavior Health Coordinator and Counselor

High School- Variety of Electives (JROTC, Weights and Cardio, Digital Publishing, Small Engines, CAD Drafting, etc.), 13 Advanced Placement Courses, Career and Tech Ed Programs, Dual Enrollment Offerings through MTU and GCC, Online Classes, Band (73 Students- Marching and Pep Bands) and Choir (52 Students), Student Council, 19 MHSAA Varsity Athletics Offerings, Various Clubs and Extra Curricular Opportunities (Business Professionals of America, National Honor Society, Travel Club, Robotics, Drone, etc.), School Resource Officer, School Social Workers, Behavior Health Coordinator and Counselor

Appendix – Enrollment Graph with School of Choice (SOC)



Enrollment vs. SOC



Year	Total Students	SOC In	SOC Out	Gross SOC	Net SOC
2014-15	1,385	554	-100	40%	33%
2015-16	1,355	534	-86	40%	33%
2016-17	1,388	590	-91	43%	36%
2017-18	1,433	629	-95	44%	37%
2018-19	1,409	617	-97	44%	37%
2019-20	1,429	606	-103	43%	35%
2020-21	1,376	578	-129	42%	33%
2021-22	1,418	621	-119	44%	35%
2022-23	1,445	656	-137	45%	36%
2023-24	1,478	692	-148	47%	37%