

Houghton-Portage Township Schools

Community Forum #3
Concepts and Feedback



Introduction



Why are we here?

- We are experiencing challenges with space and need your input before moving forward.

Tonight's Objectives

- Present Concepts & Get Feedback

Norms

- Active Listening, Be Respectful, Let Everyone Participate

Agenda

1. Review District Information
2. Introductions- IDI & Gundlach Champion
3. Present Concepts & Costs
4. Individual Feedback
5. Next Steps



Our District



Highlights

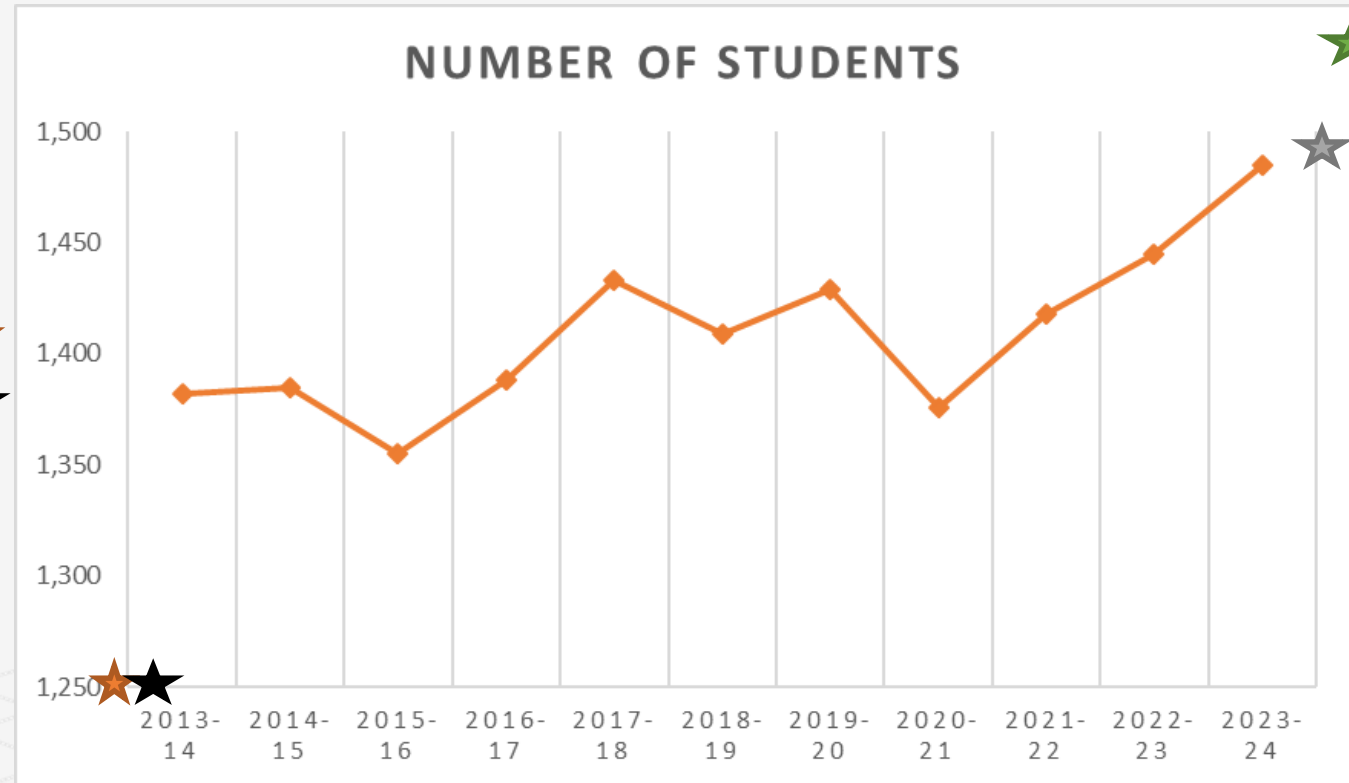
- 1,485 Students
- 31% Economically Disadvantaged
- 37% School of Choice (Net)
- 93% Graduation Rate
- 22.3% Fund Balance as % of Revenue
- M-Step/ SAT Well Above State & ISD Averages

- All three schools ranked in the top 3% of all Michigan Schools by US News and World Report in 2023
- Houghton Elementary Named a 2023 National Blue Ribbon School
- Thriving Fine Arts, Extra Curriculars and Athletics
- Experienced and Highly Qualified Teachers & Staff

Historical Data & Bond History



- 1990– New High School Built (1149 Students)
- 1994– “Proposal A” Passed Opening School of Choice (SOC)
- 1998– Addition to the Elementary & Middle School (1248 Students)★
- 2010– Addition to MS/ HS (1231)★
- 2018– Upgrades to Athletic Facilities/ Elementary Round-About
- 2023– Enrollment Projection Study: 2024–25 (1485 Students)★
- 2027–28 (1578 Students)★



What is SOC and Why not limit or stop participating in SOC?

We believe excluding families based on where they can find housing is a disservice to our students, school and community.

Open enrollment creates opportunities for students and our community. This is how:

1. Expands Educational Programing
2. Attracts & Retains Teachers- Leaders
3. Supports Community Growth
4. Operational Efficiency



The Challenges of Growth



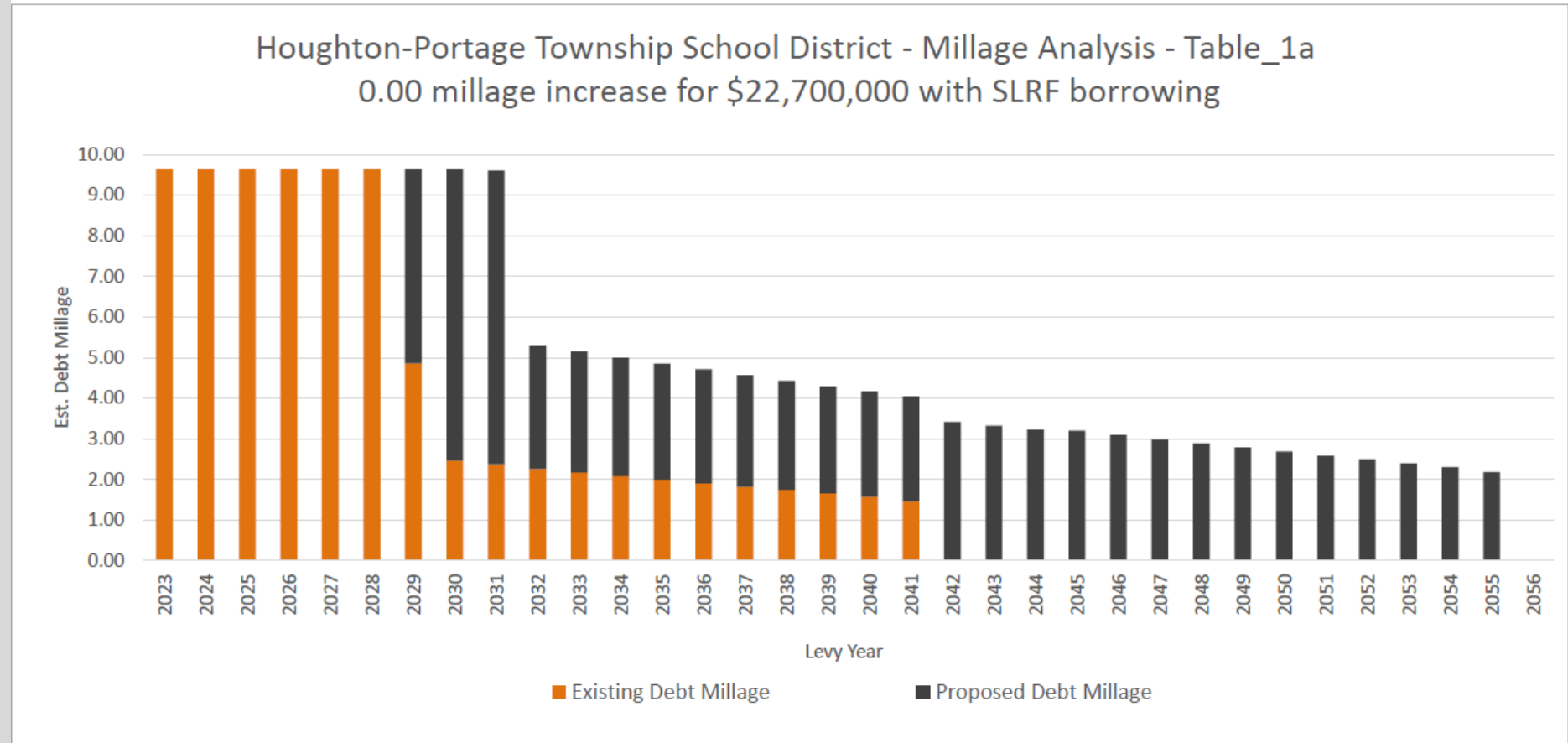
- Enrollment 2013– 1382 Students–
Enrollment 2024 (2/19/24) – 1483
(+101 Students – 8% Increase)
- No Recent Expansion of Buildings
to Match Enrollment Growth
- Managing Growth While
Maintaining and Elevating the
Educational Experience for
Students



Potential Bonding Option



- Current Millage Rate- 9.64 Mills
- Projection from PFM Financial Advisors to Extend Current Rate 2 Years
- Would Need to be Approved by Voters
- Option Does **NOT** Increase Tax Rate



IDI & Gundlach Champion



- Narrowing Down Ideas
- Designs
- Mechanical & Infrastructure
- Estimating Costs



GUNDLACH CHAMPION
SINCE 1898

On the next slides, you'll see three options for fixing space problems at the elementary school: A, B, and C. Each option comes with an estimated cost. Additionally, there are lists of potential renovation items for each building. These are things we could consider fixing or changing to improve the space.

Elementary School



Houghton Portage Township Schools

Houghton Elementary School Scope Items

Project Cost Estimate 03.11.24

ELEMENTARY SPACE SOLUTIONS		QTY	UNIT	Cost/Unit		Soft Cost Multiplier	
A	Classroom/Flex Space Addition	14,600	SF	\$	300	25%	\$5,475,000
B	Early Learning Center	25,000	SF	\$	350	25%	\$10,937,500
C	5th Grade Addition	6,400	SF	\$	300	25%	\$2,400,000

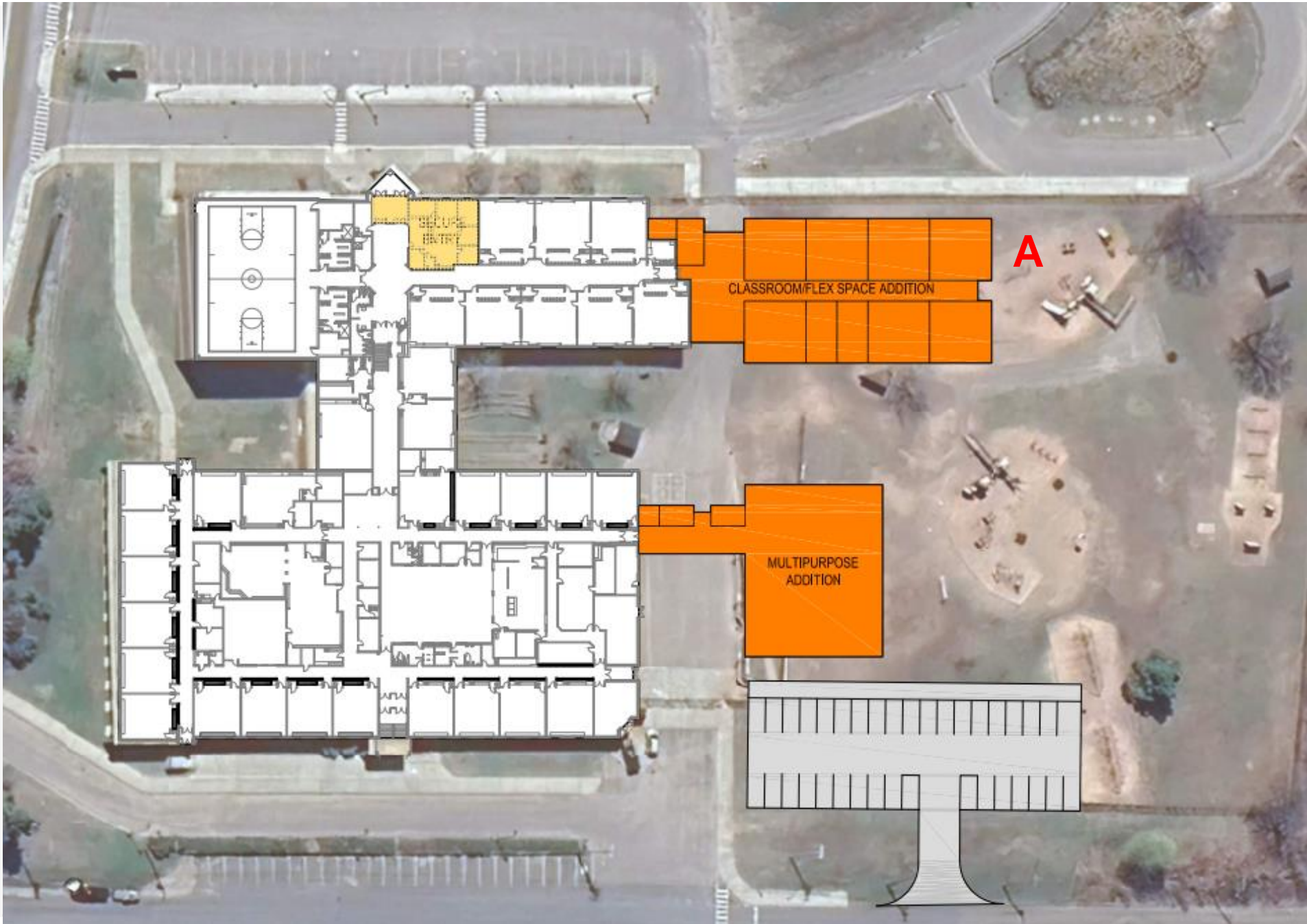
Options A, B and C are Shown on Maps on the Next Three Slides

We would select only one option to address space issues

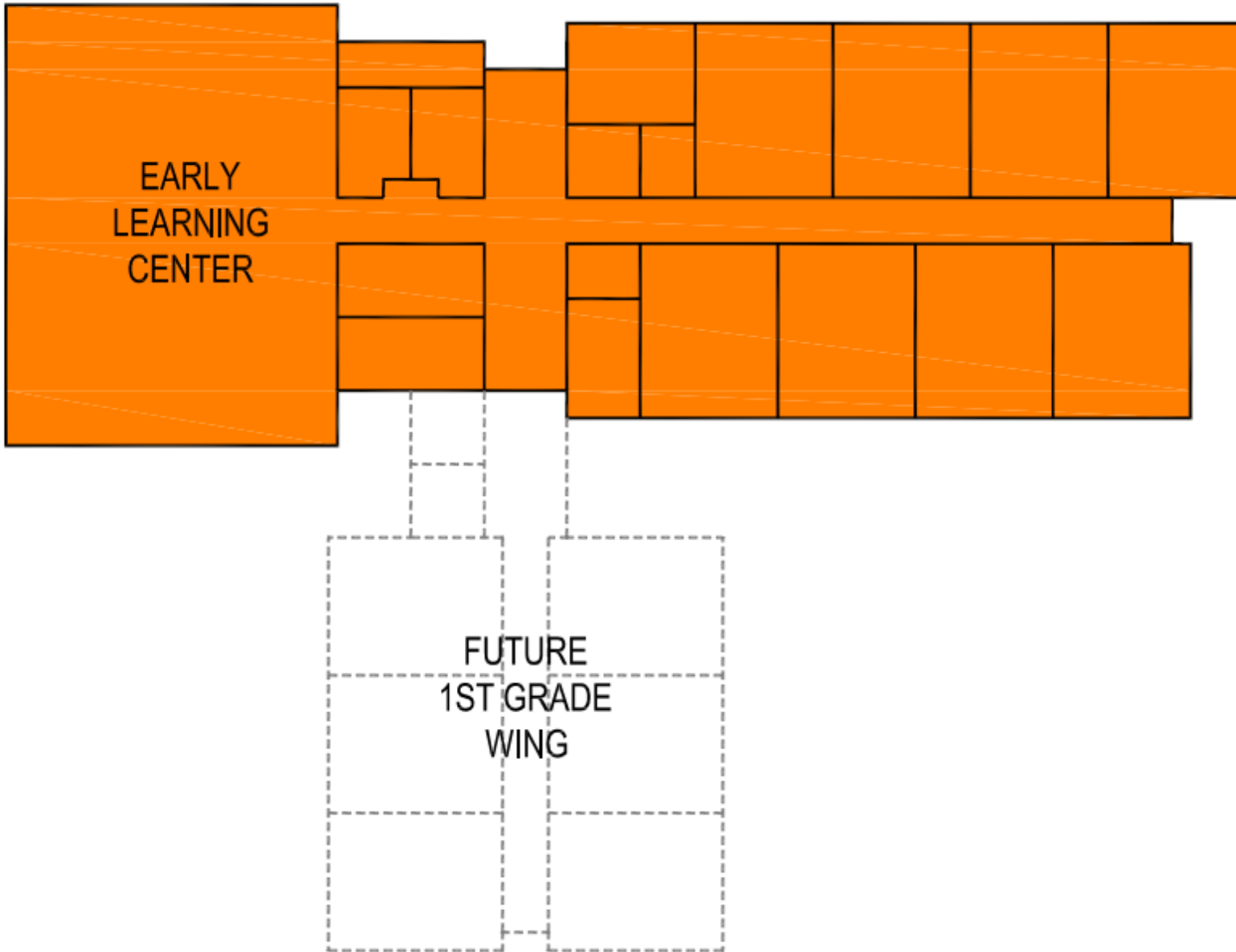




Elementary School



B

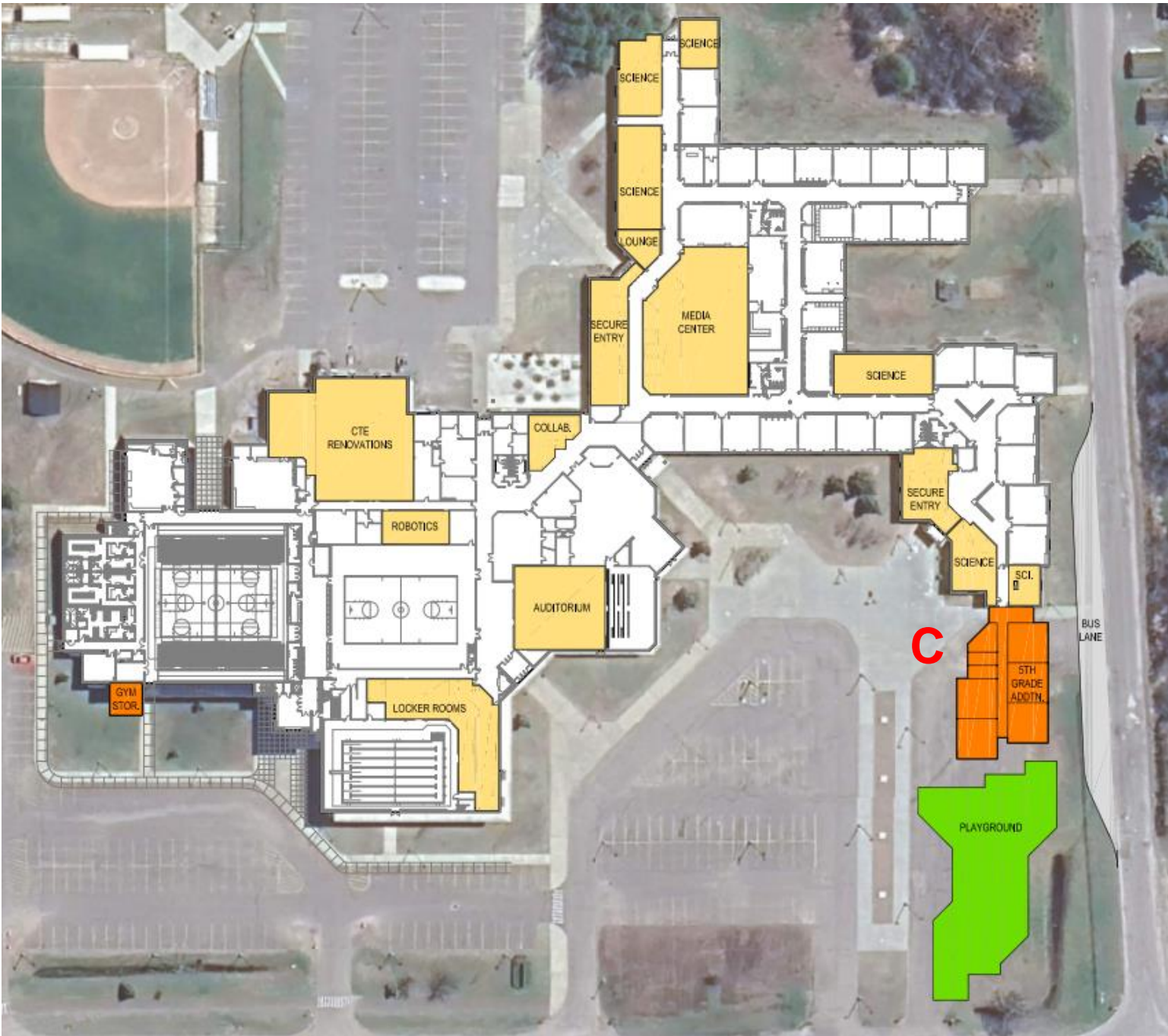


Early Learning Center (K, Y5's & Possibly Pre-K)





Middle & High School



Elementary School



Houghton Portage Township Schools

Houghton Elementary School Scope Items

Project Cost Estimate 03.11.24

RENOVATION SCOPE ITEM OPTIONS		QTY	UNIT	Cost/Unit	Soft Cost Multiplier	
	Secure Entry Renovation	1,900	SF	\$ 150	25%	\$356,250
	Casework Replacement	24	EA	\$ 21,000	25%	\$630,000
	Parking / Drainage	1	LS	\$ 212,500	25%	\$265,625
	Locker Replacement / Addition	380	EA	\$ 340	25%	\$161,500
	Mechanical / Electrical Upgrades	1	LS	\$ 700,000	25%	\$875,000
	Furniture	1	LS	\$ 150,000	25%	\$187,500
	Technology	1	LS	\$ 100,000	25%	\$125,000
	Flex Space Addition	5,600	SF	\$ 300	25%	\$2,100,000
	Multi-purpose Addition	9,700	SF	\$ 300	25%	\$3,637,500



Middle School



Houghton Portage Township Schools

Houghton Middle School School Scope Items

Project Cost Estimate 03.11.24

RENOVATION SCOPE ITEM OPTIONS		QTY	UNIT	Cost/Unit	Soft Cost Multiplier	
Secure Entry Renovation		2,100	SF	\$ 150	25%	\$393,750
Casework Replacement		10	EA	\$ 15,000	25%	\$187,500
Science Lab Renovations		4,800	SF	\$ 175	25%	\$1,050,000
Locker Room Renovation		4,500	SF	\$ 150	25%	\$843,750
Furniture		1	LS	\$ 120,000	25%	\$150,000
New Bus Drop Lane @ Gafney Rd.		1	LS	\$ 150,000	25%	\$187,500
MS Playground Site Work		1	LS	\$ 150,000	25%	\$187,500
Technology		1	LS	\$ 100,000	25%	\$125,000



High School



Houghton Portage Township Schools

Houghton High School School Scope Items

Project Cost Estimate 03.11.24

RENOVATION SCOPE ITEM OPTIONS		QTY	UNIT	Cost/Unit	Soft Cost Multiplier	
	Secure Entry Renovation	2,800	SF	\$ 150	25%	\$525,000
	Science Lab Renovations	5,500	SF	\$ 200	25%	\$1,375,000
	Staff Lounge Renovation	700	SF	\$ 150	25%	\$131,250
	Media Center Renovation	8,000	SF	\$ 125	25%	\$1,250,000
	Commons Renovation (adjacent to cafeteria)	1,150	SF	\$ 100	25%	\$143,750
	CTE Renovations	8,500	SF	\$ 175	25%	\$1,859,375
	Robotics Classroom (old computer lab)	1,300	SF	\$ 125	25%	\$203,125
	Auditorium Renovations (Arch.)	4,240	SF	\$ 50	25%	\$265,000
	Auditorium Renovations (Elec.)	1	LS	\$ 160,000	25%	\$200,000
	Mechanical / Electrical Upgrades	1	LS	\$ 600,000	25%	\$750,000
	Parking Lot Expansion	1	LS	\$ 150,000	25%	\$187,500
	Furniture	1	LS	\$ 150,000	25%	\$187,500
	Gym Storage Addition	580	SF	\$ 225	25%	\$163,125
	Technology	1	LS	\$ 100,000	25%	\$125,000





Community Feedback

Use the QR Code or link below to give us your top choice as for Space Issues at the Elementary School (A, B or C) and top three projects in each building.

[Community Forum #3 Survey](#)



Next Steps



- Review Student/Parent/ Community Surveys
- Review Focus Group Meetings
- Form a Steering Committee of Parents, Students, Community Members, Teachers, Board Members and Staff to help Develop a Plan and Recommendation to the Full School Board

As we work with the community to come up with a plan to address space constraints, not increasing tax rates above the current level is a critical component.

If a plan is developed that requires a vote, we would tentatively apply to put it on the ballot in November of 2024.



- ▶ **Elevating the Educational Experience for ALL Students**
- ▶ **Accountable to Tax Payers**

Questions?



Appendix – School of Choice (SOC)



As advocates for kids, our motivation is to serve all students who chose our district. We believe excluding families based on where they can afford or find housing is a disservice to our community.

Open enrollment creates opportunities for students and our community. This is how:

Expands Education Programing- More students means increase funding to offer diverse educational opportunities like 13 AP offerings, hands-on classes, robust fine arts programs, and a variety of extracurricular and athletic offerings. Roughly 65% of our revenue is tied to student counts to pay for programing, wages and facilities maintenance.

Attracts & Retains Teacher-Leaders- Our teachers and administrators are able to specialize and work on teams to support and mentor each other improving student outcomes.

Supports Community Growth- Having a top-tier and nationally recognized K12 school district both attracts families with needed skill sets to the area as well as equips students with valuable skill sets to bolster local talent. Families relocating to areas with desirable schools can stimulate housing markets and local businesses, leading to increased tax revenue and economic development opportunities.

Operational Efficiency- Research shows that a minimum population of 1,500 students is required to achieve operational efficiency within a K12 district. We are able to optimally leverage district assets to influence student outcomes. We do more for kids as a larger district.

Appendix – HPTS Programs



Elementary School- 5 Essential Classes (Music, Physical Education, Technology, Library and Art), Young 5's Kindergarten, After School and Summer Child Care, Elementary Basketball, Elementary Choir (4th & 5th Grades), Student Council, Title I and Special Education Departments, School Nurse, School Resource Officer, School Social Workers, Behavior Health Coordinator and Counselor

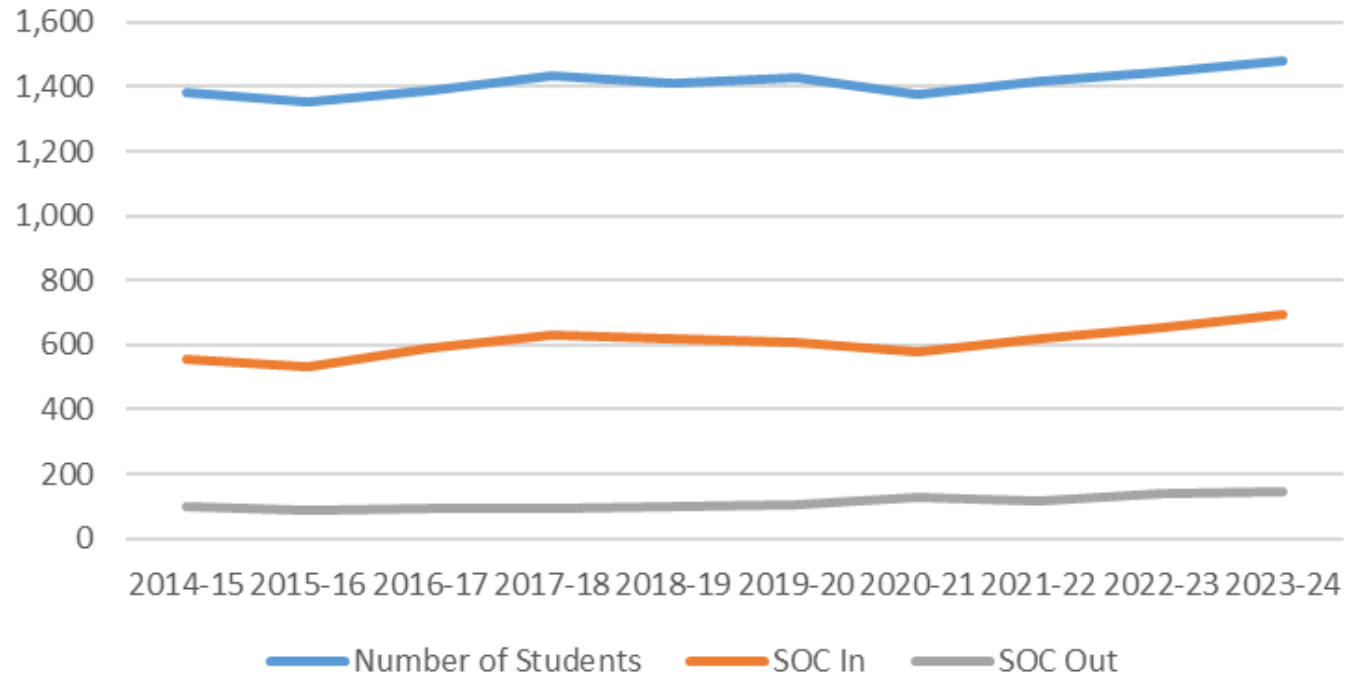
Middle School- Variety of Electives (Service Learning, JROTC, Drama, 3D Printing, Shop Classes, etc.), Band (123 Students) and Choir (53 Students), Student Council, 8 Athletics Offerings, Various Clubs and Extra Curricular Opportunities (Math Club, Robotics, etc.), Mentoring Program, School Resource Officer, School Social Workers, Behavior Health Coordinator and Counselor

High School- Variety of Electives (JROTC, Weights and Cardio, Digital Publishing, Small Engines, CAD Drafting, etc.), 13 Advanced Placement Courses, Career and Tech Ed Programs, Dual Enrollment Offerings through MTU and GCC, Online Classes, Band (73 Students- Marching and Pep Bands) and Choir (52 Students), Student Council, 19 MHSAA Varsity Athletics Offerings, Various Clubs and Extra Curricular Opportunities (Business Professionals of America, National Honor Society, Travel Club, Robotics, Drone, etc.), School Resource Officer, School Social Workers, Behavior Health Coordinator and Counselor

Appendix – Enrollment Graph with School of Choice (SOC)



Enrollment vs. SOC



Year	Total Students	SOC In	SOC Out	Gross SOC	Net SOC
2014-15	1,385	554	-100	40%	33%
2015-16	1,355	534	-86	40%	33%
2016-17	1,388	590	-91	43%	36%
2017-18	1,433	629	-95	44%	37%
2018-19	1,409	617	-97	44%	37%
2019-20	1,429	606	-103	43%	35%
2020-21	1,376	578	-129	42%	33%
2021-22	1,418	621	-119	44%	35%
2022-23	1,445	656	-137	45%	36%
2023-24	1,478	692	-148	47%	37%